
















1936 Presidential General Election Results

Note: The Google advertisement links below may advocate political positions that this site does not endorse.


	Presidential Candidate	Vice Presidential Candidate	Political Party	Popular Vote		Electoral Vote	
	Franklin Roosevelt	John Garner	Democratic	27,757,431	60.80%	523	98.5%
	Alfred Landon	Frank Knox	Republican	16,683,574	36.54%	8	1.5%
	William Lemke	Thomas O'Brian	Union	892,381	1.95%	0	0.0%
	Norman Thomas	George Nelson	Socialist	187,971	0.41%	0	0.0%
	Earl Browder	James Ford	Communist	79,360	0.17%	0	0.0%
	D. Leigh Colvin	Claude Watson	Prohibition	37,659	0.08%	0	0.0%
	John Aiken	Emil Teichert	Socialist Labor	12,815	0.03%	0	0.0%
	Write-ins	-	-	1,599	0.00%	0	0.0%
	William Pelley	Willard Kemp	Christian	1,598	0.00%	0	0.0%
	Total			45,654,388		531	



Map Key

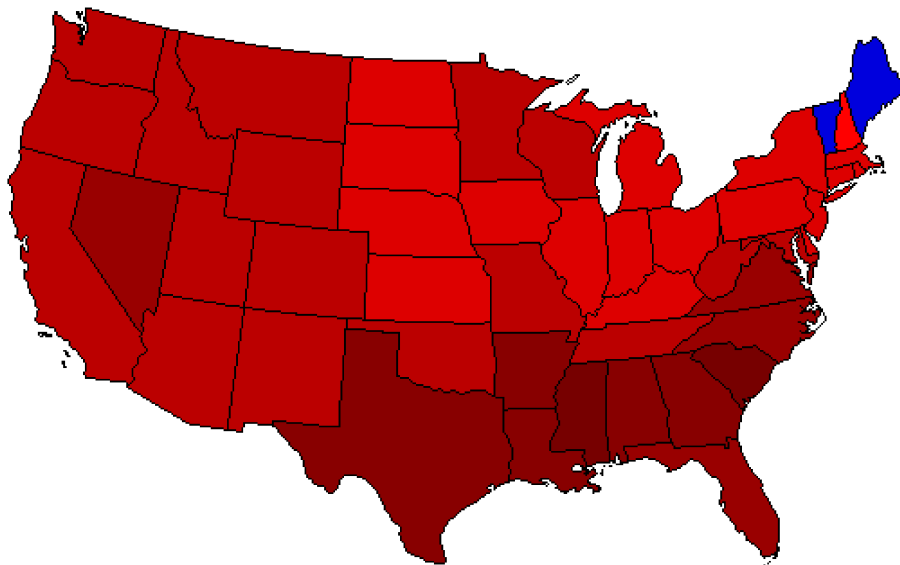
> 40%		-
> 50%		-
> 60%		-
> 70%		-
> 80%		-
> 90%		-

Turnout



Maps

- [Elect Vote](#)
- [Home St.](#)
- [Swing](#)
- [Trend](#)



Data and Statistics:

- [Popular Vote State-Level Data \(Table\)](#)
- [Popular Vote State-Level Data \(Graphs\)](#)
- [Electoral Vote State-Level Data](#)
- [Election 1936 Statistics](#)
- [Compare National Data by Year \(Table\)](#)
- [Compare National Data by Year \(Graphs\)](#)
- [Compare National Maps by Year](#)
- [National JavaCompare!](#)